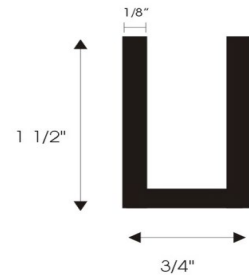
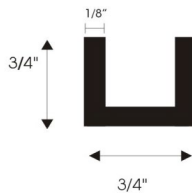


Chevy Chase Shower Doors


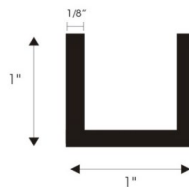
Architectural U - Channels		
Description	Finish	
3/4" X 3/4" Heavy U-Channel - 240" Lengths	Clear Anodized / Satin	
3/4" X 1-1/2" Heavy U-Channel - 240" Lengths	Clear Anodized / Satin	
1" X 1" Heavy U-Channel - 120" Lengths	Clear Anodized / Satin	
1" X 1" Heavy U-Channel - 120" Lengths	Polished Brite Silver	
1" X 1" Heavy U-Channel - 120" Lengths	Matte Black Anodized	
1" X 1" Heavy U-Channel - 120" Lengths	Brushed Stainless	
1" X 2" Heavy U-Channel - 120" Lengths	Clear Anodized / Satin	
1" X 2" Heavy U-Channel - 120" Lengths	Polished Brite Silver	
1" X 2" Heavy U-Channel - 120" Lengths	Matte Black Anodized	
1" X 2" Heavy U-Channel - 120" Lengths	Brushed Stainless	
1" X 1" Heavy U-Channel - 230" Lengths	Clear Anodized / Satin	
1" X 1" Heavy U-Channel - 230" Lengths	Polished Brite Silver	
1" X 1" Heavy U-Channel - 230" Lengths	Matte Black Anodized	
1" X 1" Heavy U-Channel - 230" Lengths	Brushed Stainless	
1" X 2" Heavy U-Channel - 230" Lengths	Clear Anodized / Satin	
1" X 2" Heavy U-Channel - 230" Lengths	Polished Brite Silver	
1" X 2" Heavy U-Channel - 230" Lengths	Matte Black Anodized	
1" X 2" Heavy U-Channel - 230" Lengths	Brushed Stainless	
Architectural U - Channels		
Description	Color	Roll Length
PR-113 - Push In Vinyl for 1" Channel, 1/4" Glass	Black	250 ft.
PR-104 - Push In Vinyl for 1" Channel, 3/8" Glass	Black	500 ft.
PR-106 - Push In Vinyl for 1" Channel, 1/2" Glass	Black	1,000 ft.



PR-113
for 1/4" Glass



PR-104
for 3/8" Glass



PR-106
for 1/2" Glass